




FEATURES

- GaN FET Based Compact Design
- 9.03 W/in³ High Power Density
- 91-93% Average Efficiency
- IEC 320/C14 or IEC 320/C18 Inlet
- 5,000m Operating Altitude
- Energy Efficiency Level VI & CoC Tier 2
- IEC/EN/UL 62368-1 Approved



INPUT SPECIFICATIONS

Input Voltage Range 100-240 VAC
 Input Frequency 50-60 Hz
 Input Current 3.5A max. @ 100 VAC/240 VAC
 Inrush Current 150A max. @ full load,
 at 25°C cold start
 Touch Current 250 µA max. @ 264 VAC (C18 inlet)
 Leakage Current 350 µA max. @ 264 VAC (C14 inlet)

OUTPUT SPECIFICATIONS

Output Power Ratings See models list
 No Load Power Cons. 0.5W typical
 Line Regulation ±0.5% max.
 Load Regulation ±5% max.
 Ripple and Noise* 1% Vp-p max. of output @ full load
 Over Voltage Protection Set @ 150% max.; Latch off
 Over Current Protection Set @ 180% max.; Auto-recovery
 Short Circuit Protection Shut down; Auto-recovery
 Thermal Shutdown Protected to over-temp. conditions
 Temperature Coefficient ±0.04%/°C max.
 Transient Response 0.5 ms for 50% load change typical

* Measured with 20MHz bandwidth at nominal line voltage and full load, with a 10µF low ESR electrolytic capacitor in parallel with a 0.1µF multilayer capacitor in parallel across the output.

GENERAL SPECIFICATIONS

Power Factor >0.9 typical @ 115 VAC
 Efficiency 88% min. @ full load
 Switching Frequency 250 KHz.
 Hold-Up Time 10 ms min. @ full load
 Operating Altitude 5,000 meters max.
 Operating Temperature -20°C to +40°C
 Derating Derate from 100% at +40°C linearly
 to 50% at +60°C
 Storage Temperature -20°C to +80°C
 Operating Humidity 20% to 80%, non-condensing
 Storage Humidity 10% to 90%, non-condensing
 Withstand Voltage 4,242 VDC, input to output
 2,500 VDC, input to ground
 MTBF 300,000 hours minimum at full load,
 25°C ambient, calculated per
 Telcordia SR-332

MODELS LIST

Product No. ⁽¹⁾	Output Voltage	Maximum Output Current	Maximum Output Power
TTG300-12	12V	24A	288W
TTG300-15	15V	20A	300W
TTG300-19	19V	15.79A	300W
TTG300-24	24V	12.5A	300W
TTG300-48	48V	6.25A	300W
TTG300-56	56V	5.36A	300W

Note:

1) Add suffix "-4" to the P/N for models furnished with IEC 320/C14 AC inlet, "-F" for C18 inlet, e.g. TTGM300-12-4, TTGM300-12-F, etc.

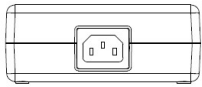
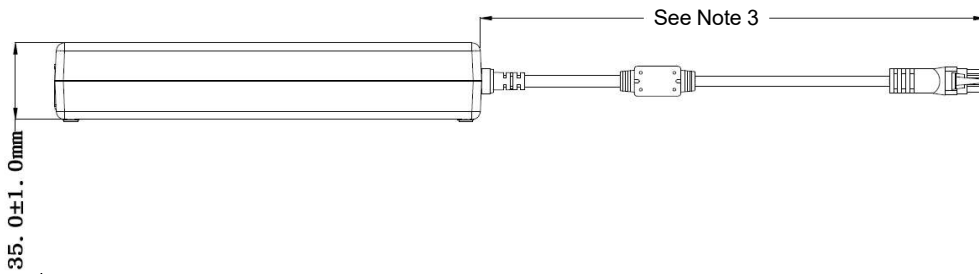
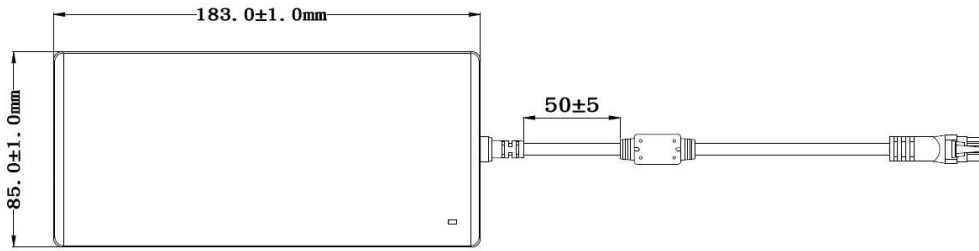
STANDARDS & COMPLIANCE

EN 55032, CISPR 32 Class B, conducted & radiated
 FCC, VCCI Class B, conducted & radiated
 EN 61000-3-2 Harmonic distortion, Class D
 EN 61000-3-3 Line flicker
 EN 55024 Immunity Standard
 EN 61000-4-2 ESD, ±8 KV air and ±4 KV contact
 EN 61000-4-3 Radiated immunity, 3 V/m
 EN 61000-4-4 Fast transient/burst, ±1 KV
 EN 61000-4-5 Surge, ±1 KV diff., ±2 KV com.
 EN 61000-4-6 Conducted immunity, 3 Vrms
 EN 61000-4-8 Magnetic field immunity, 1 A/m
 EN 61000-4-11 Voltage dips,

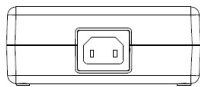
30% reduction for 500ms,
 >95% reduction for 10ms

Safety Standards IEC/EN/UL 62368-1
 Agency Approvals UL, cUL, TUV/GS, PSE, CE, CB
 Other Compliance RoHS, Energy Star 2.0, ErP Stage 2,
 DoE Level VI, CoC Tier 2, NRCAN,
 GEMS Level VI

MECHANICAL SPECIFICATIONS

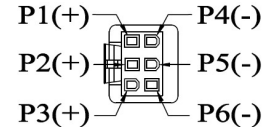


C14 Inlet
(Class I)

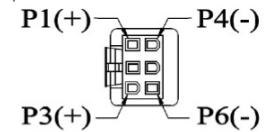


C18 Inlet
(Class II)

12V-19V Output



24V-56V Output



Notes:

1. Unit: mm
2. Weight: 1,100 grams approx.
3. Length of output cable: 1000mm for 12V & 15V models, 1200mm for 24V-56V models.
4. Standard output connector: Molex Mini-Fit receptacle P/N: 39-01-2060 with Molex terminal P/N: 45750-3111.
5. Mating connector: Molex P/N: 39-01-2066 with male terminal #5558, #5566, #5569 or equivalent.
6. Contact us for output connector options.